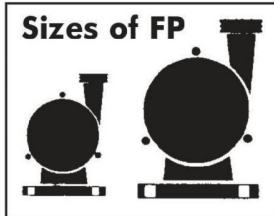


Fristam Centrifugal Pumps FP

P U M P E N




18 Sizes

System pressures upto 25 bar.

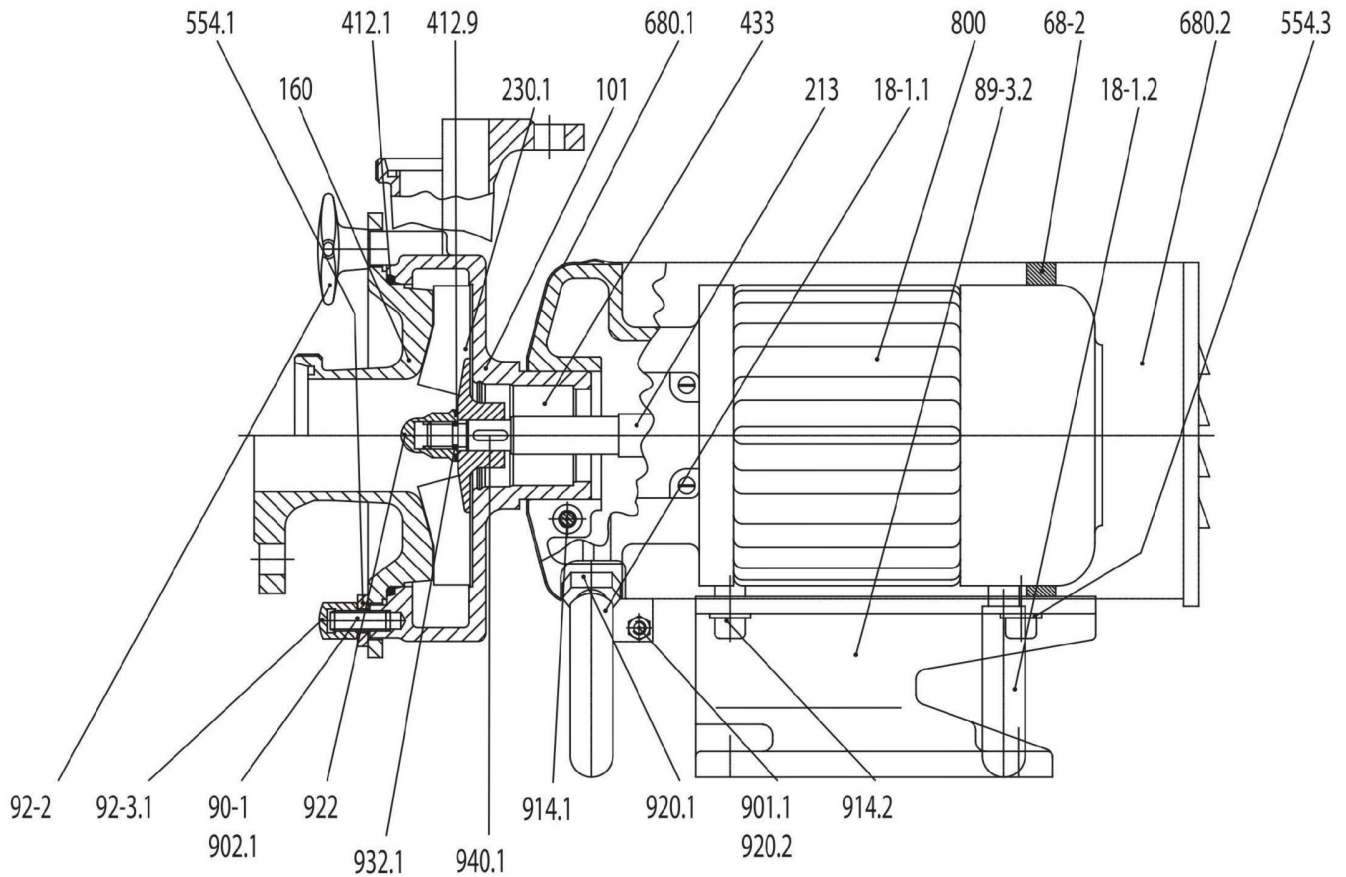
Discharge pressures up to 11 bar

Flow rates up to 500m³/h



Centrifugal Pumps FP																		
FP Pump Type		712	722	742	752	3402	3422	3452	x3452	3522	3532	3542	3552	x3552	1052	1152	1232	1252
Impeller diameter (mm) (in 5mm increments)	Min	110	130	120	200	75	115	205	230	115	130	150	205	240	240	240	160	180
	Max	130	162	205	250	110	145	250	250	145	175	205	250	250	280	280	185	260
Typical Speed (rpm)		2900	2900	2900	2900	2900	2900	2900	2900	2900	2900	2900	2900	2900	2900	2900	2900	2900
Typical Motor Size (kW)	Min	1.1	1.1	3.0	11.0	0.75	1.5	11.0	11.0	2.2	3.0	11.0	11.0	11.0	11.0	11.0	11.0	15.0
	Max	4.0	7.5	11.0	22.0	2.2	4.0	22.0	22.0	5.5	11.0	22.0	55.0	55.0	55.0	55.0	55.0	132.0

Fristam Centrifugal Pumps FP 34/35/700 - 7.5kW
 P U M P E N

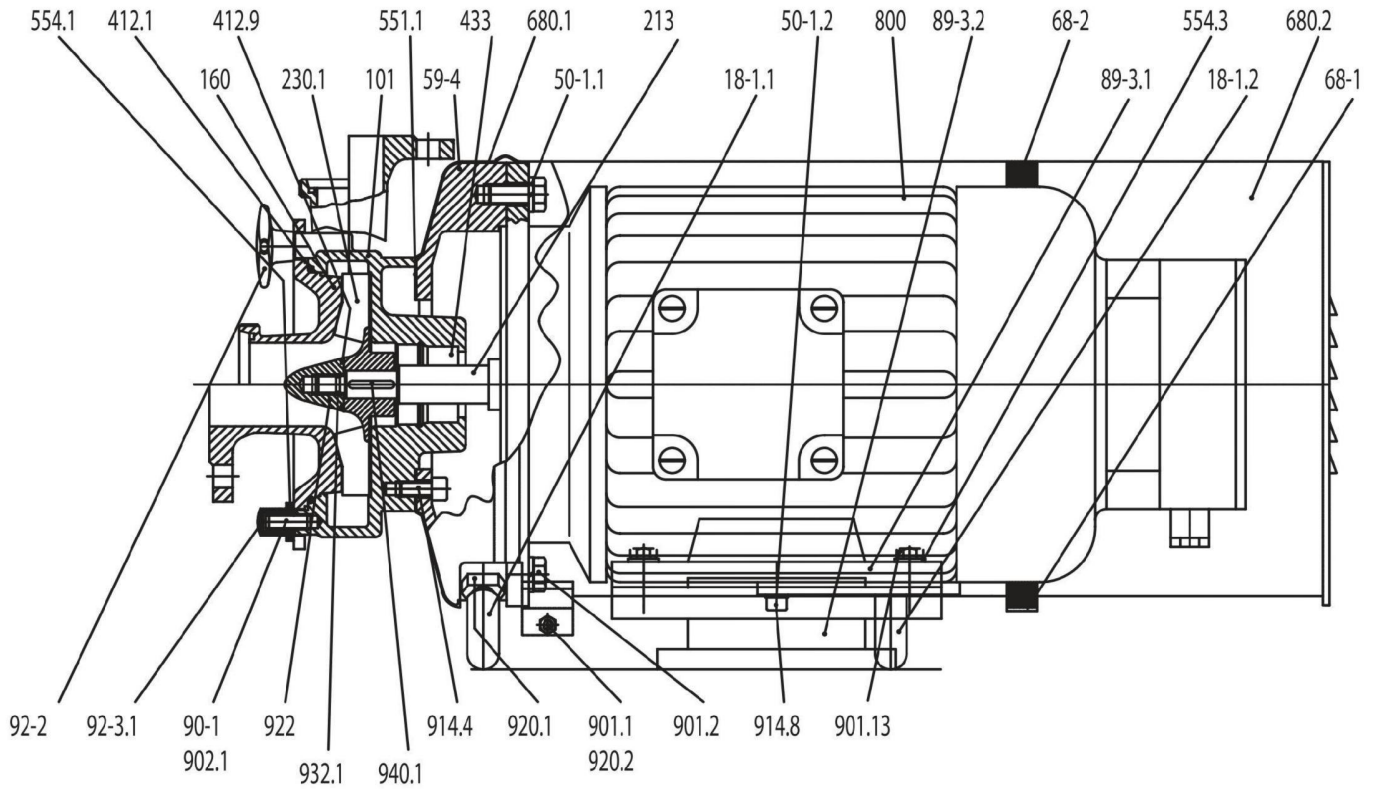


Centrifugal Pumps FP 34/35/700 ABCD - 7.5kW		
Part No.	Piece	Designation
101	1	Pump casing
160	1	Cover
18-1.1	2	Adjustable leg
18-1.2	1	Adjustable leg
213	1	Drive shaft
230.1	1	Impeller
412.1	1	O-ring
412.9	1	O-ring
433	1	Mechanical seal
554.1		Washer
554.3	2	Washer
68-2	1	Foam strip
680.1	1	Cladding
680.2	1	Cladding

Centrifugal Pumps FP 34/35/700 ABCD - 7.5kW		
Part No.	Piece	Designation
800	1	Motor
89-3.2	1	Motor foot
90-1		Threaded bolt
901.1	1	Hexagon head screw
902.1		Stud
914.1	1	Socket cap screw
914.2	2	Hexagon socket screw
92-2		Short star handle nut
92-3.1		Cap nut
920.1	2	Hexagonal nut
920.2	1	Hexagonal nut
922	1	Impeller nut
932.1	1	Circlip
940.1	1	Key




Fristam Centrifugal Pumps FP 1050/1150/34/35/700 11-18.5kW
 P U M P E N

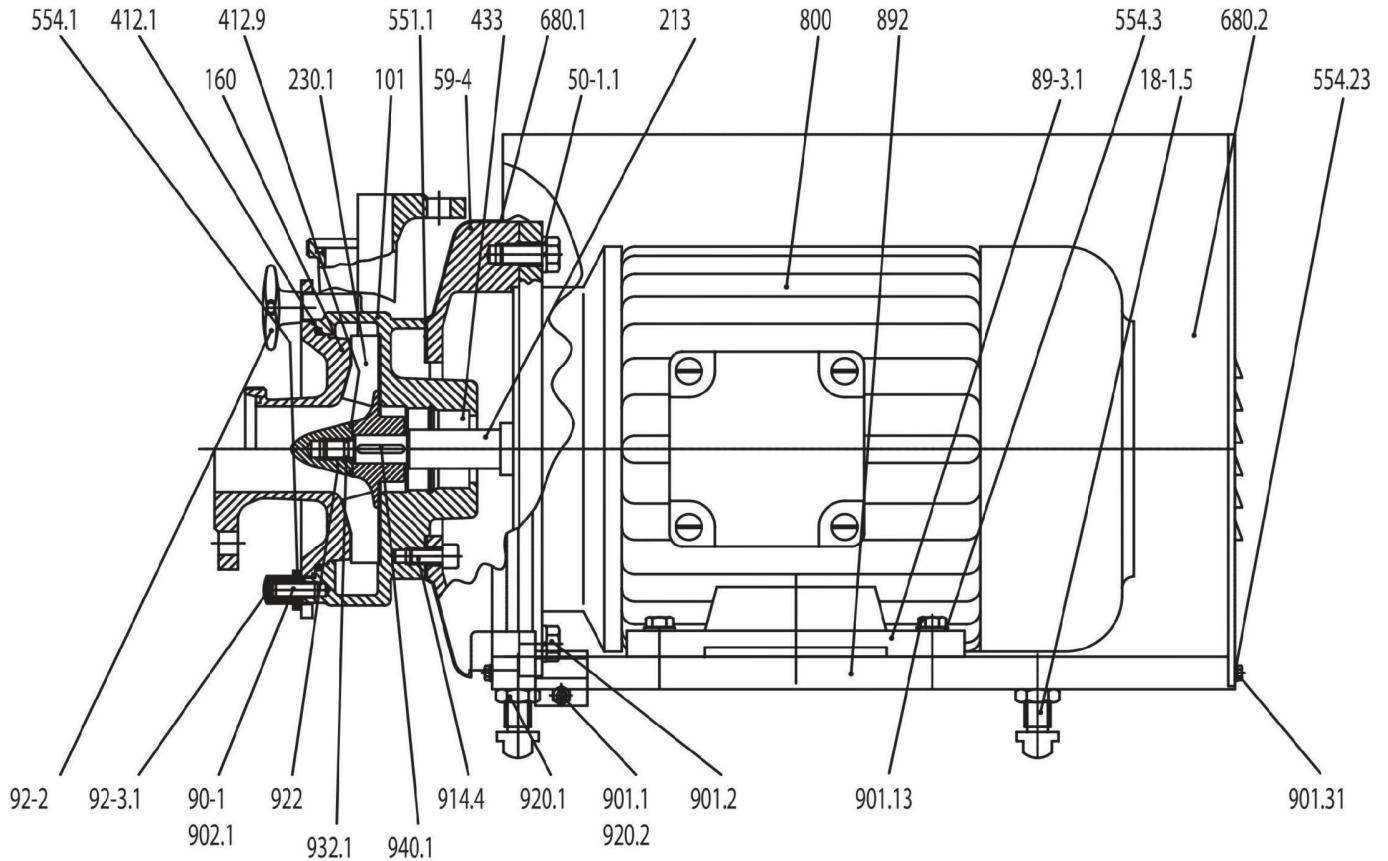


Centrifugal Pumps FP - 1050/1150/34/35/700 11kW - 18.5kW		
Part No.	Piece	Designation
101	1	Pump casing
160	1	Cover
18-1.1	2	Adjustable leg
18-1.2	1	Adjustable leg
213	1	Drive shaft
230.1	1	Impeller
412.1	1	O-ring
412.9	1	O-ring
433	1	Mechanical seal
50-1.1	4	Lock washer
50-1.2	1	Lock washer
551.1	1	Spacer disc
554.1		Washer
554.3	4	Washer
59-4	1	Assembly flange
68-1	1	Sheet metal strip
68-2	1	Foam strip
680.1	1	Cladding

Centrifugal Pumps FP - 1050/1150/34/35/700 11kW - 18.5kW		
Part No.	Piece	Designation
680.2	1	Cladding
800	1	Motor
89-3.1	1	Motor foot
89-3.2	1	Motor foot
90-1		Threaded bolt
901.1	1	Hexagon head screw
901.2	4	Hexagon head screw
901.13	4	Hexagon head screw
902.1		Stud
914.4	4	Hexagon socket screw
914.8	1	Hexagon socket screw
92-2		Short star handle nut
92-3.1		Cap nut
920.1	2	Hexagonal nut
920.2	1	Hexagonal nut
922	1	Impeller nut
932.1	1	Circlip
940.1	1	Key



Fristam Centrifugal Pumps FP 1050/1150/34/35/750 22kW
 P U M P E N

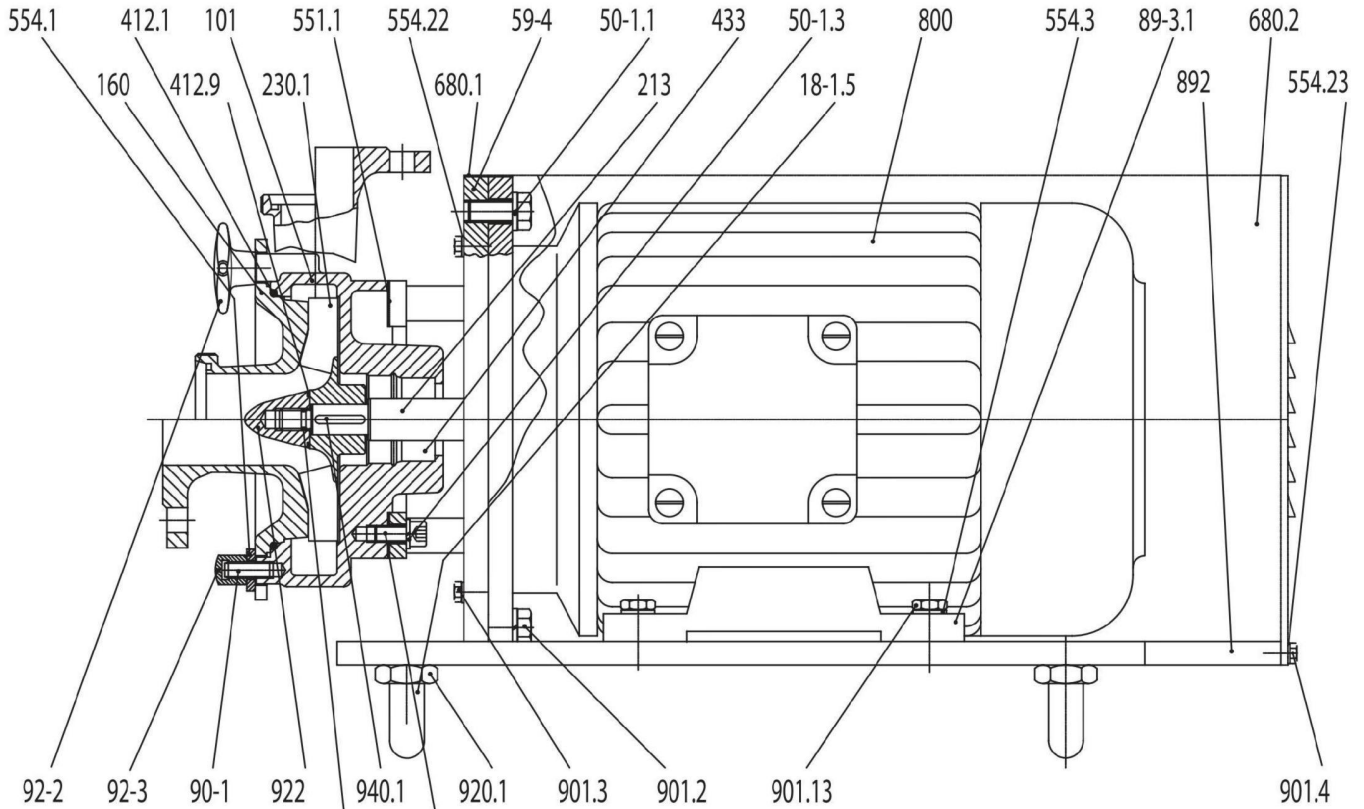


Centrifugal Pumps FP - 1050/1150/34/35/750 22kW		
Part No.	Piece	Designation
101	1	Pump casing
160	1	Cover
18-1.5	4	Adjustable leg
213	1	Drive shaft
230.1	1	Impeller
412.1	1	O-ring
412.9	1	O-ring
433	1	Mechanical seal
50-1.1	4	Lock washer
551.1	1	Spacer disc
554.1		Washer
554.3	4	Washer
554.23	4	Washer
59-4	1	Assembly flange
680.1	1	Cladding
680.2	1	Cladding
800	1	Motor

Centrifugal Pumps FP - 1050/1150/34/35/750 22kW		
Part No.	Piece	Designation
89-3.1	1	Motor foot
892	2	Foot plate
90-1		Threaded bolt
901.1	1	Hexagon head screw
901.2	4	Hexagon head screw
901.13	4	Hexagon head screw
901.31	4	Hexagon head screw
902.1		Stud
914.4	4	Hexagon socket screw
92-2		Short star handle nut
92-3.1		Cap nut
920.1	4	Hexagonal nut
920.2	1	Hexagonal nut
922	1	Impeller nut
932.1	1	Circlip
940.1	1	Key



Fristam Centrifugal Pumps FP 1050/1150/34/35 30kW-45kW
 P U M P E N



Centrifugal Pumps FP - 1050/1150/34/35 30kW-45kW		
Part No.	Piece	Designation
101	1	Pump casing
160	1	Cover
18-1.5	4	Adjustable leg
213	1	Drive shaft
230.1	1	Impeller
412.1	1	O-ring
412.9	1	O-ring
433	1	Mechanical seal
50-1.1	4	Lock washer
50-1.3	4	Lock washer
551.1	1	Spacer disc
554.1		Washer
554.3	4	Washer
554.22	4	Washer
554.23	2	Washer
59-4	1	Assembly flange
680.1	1	Cladding

Centrifugal Pumps FP - 1050/1150/34/35 30kW-45kW		
Part No.	Piece	Designation
680.2	1	Cladding
800	1	Motor
89-3.1	1	Motor foot
892	2	Base plate
90-1		Threaded bolt
901.2	4	Hexagon head screw
901.3	4	Hexagon head screw
901.4	2	Hexagon head screw
901.13	4	Hexagon head screw
902.1		Stud
914.4	4	Hexagon socket screw
920.1	4	Hexagonal nut
92-2		Short star handle nut
92-3		Cap nut
922	1	Impeller nut
932.1	1	Circlip
940.1	1	Key

